




## CENTRE FOR GRADUATE STUDIES

1. Log in into Online Application at <https://portal.utm.edu.my/PostGraduate/defaultNew.aspx>



The screenshot shows the login page for the Centre For Graduate Studies Online Application. At the top left, there are the logos of the Malaysian government and UTeM. The main heading is "Centre For Graduate Studies Online Application". Below this is a navigation bar with buttons for LOGIN, NEW USER REGISTRATION, PPS HOMEPAGE, APPLICATION REQUIREMENTS, USER GUIDE, and USER MANUAL. The login section is titled "FOR REGISTERED USERS ONLY" and includes a note for unregistered users. It features input fields for "Passport No. / IC No / Agent Code" and "Password". There are buttons for Login, Reset, and Change Password, along with a "Forgot Password" link. A note states that login information will be sent to the registered email address. A red warning message indicates that the application has pop-up windows and that users should turn off their pop-up blocker. A final note mentions that Google Chrome will automatically sign in users if they allow it. The footer contains contact information for the Centre For Graduate Studies at Universiti Teknikal Malaysia Melaka, including the address, phone number, fax number, and a note that the site is best viewed using Google Chrome.

  **Centre For Graduate Studies**  
**Online Application**

[LOGIN](#) [NEW USER REGISTRATION](#) [PPS HOMEPAGE](#) [APPLICATION REQUIREMENTS](#) [USER GUIDE](#) [USER MANUAL](#)

**FOR REGISTERED USERS ONLY**  
UNREGISTERED USER PLEASE CLICK NEW USER REGISTRATION TAB

Passport No. / IC No / Agent Code :

Password :

[Login](#) [Reset](#) [Change Password](#)

[Forgot Password](#)  
(The login information will be sent to your registered email address)

For new account, please click New User Registration

**This application has pop-up windows.  
Please turn off your pop-up blocker.**

If you allow Google Chrome to save your password, you will automatically be signed in to this website using the stored password

Centre For Graduate Studies  
Universiti Teknikal Malaysia Melaka, Hang Tuah Jaya, 76100 Durian Tunggal, Melaka, Malaysia  
Phone: +606-270 2791/2794/2797 Fax: +606-270 1051  
Best viewed using Google Chrome

## 2. Select your response

PERSONAL QUALIFICATION QUALIFICATION EXPERIENCE APPLIED UPLOAD PAYMENT REFEREE NEXT OF KIN SUBMIT CHECK

[Home Admin](#) Welcome : OSMAN BIN ATIQUE / [Sign Out](#)

- PROGRAMME OFFERED
- USER GUIDE
- APPLICATION REQUIREMENTS

### APPLICATION STATUS CHECK



Submission Date : 31/05/2020

**Your application is Successful.**

**Congratulation and welcome to UTeM!**

We delighted to have you join us at Universiti Teknikal Malaysia Melaka to become a POSTGRADUATE STUDENT  
Please carefully read all pages of the Offer Letter and notify us your acceptance within two (2) weeks.  
Look forward to seeing you at UTeM!

### Submit Your Admission Reponse Online

Response

*If you do not see the option to accept or reject your offer, then you should contact the Centre of Graduate Studies to find out how to inform us of your decision.*

Centre For Graduate Studies  
Universiti Teknikal Malaysia Melaka, Hang Tuah Jaya, 76100 Durian Tunggal, Melaka, Malaysia  
Phone: +606-270 2791/2794/2797 Fax: +606-270 1051  
Best viewed using Internet Explorer with the resolution of 1280 x 800

3. Upload your EMGS document(s) and HDF Form (For International Students Only)

The screenshot displays the UTeM Centre For Graduate Studies Online Application interface. At the top, there are logos for UTeM and the Malaysian government, along with the text 'Centre For Graduate Studies Online Application'. Navigation buttons for 'DOCUMENT UPLOAD', 'VIEW & SUBMIT', and 'STATUS CHECK' are visible. A welcome message for 'OSMAN BIN ATIQUE' is shown. The 'APPLICATION STATUS CHECK' section features a progress bar with three stages: 'Incomplete', 'In Process', and 'Successful / Unsuccessful'. The 'In Process' stage is active, with a 'Submission Date : 31/05/2020' and a message: 'Your application is Successful. Congratulation and welcome to UTeM!'. Below this, a 'Letter' button is present. The 'Submit Your Admission' section shows a 'Response' dropdown menu set to 'ACCEPT'. A red box highlights the document upload table, which includes columns for 'No.', 'SUPPORTING DOCUMENT', and 'FILE NAME'. The table lists two rows: '1' for 'EMGS' and '2' for 'HDF', each with a 'Choose File' button and an 'Upload' button. A 'Submit' button is located at the bottom of the table.

**PROGRAMME OFFERED**  
**USER GUIDE**  
**APPLICATION REQUIREMENTS**

**APPLICATION STATUS CHECK**

Incomplete → In Process → Successful / Unsuccessful

Submission Date : 31/05/2020

**Your application is Successful.**  
Congratulation and welcome to UTeM!

We delighted to have you join us at Universiti Teknologi Malaysia. Please carefully read all pages of the Letter of Offer (LOO) and the UTeM Letter of Acceptance (LOA) and sign them. You have two (2) weeks to sign and return them to the Centre of Graduate Studies.

**Letter**

Submit Your Admission

Response: ACCEPT

If you do not see the option to accept or reject your offer, then you should contact the Centre of Graduate Studies to find out how to inform us of your decision.

**You are REQUIRED to upload the completed EMGS and HDF documents**

No.	SUPPORTING DOCUMENT	FILE NAME
1	EMGS Choose File No file chosen Upload	
2	HDF Choose File No file chosen Upload	

**Submit**

4. You will receive a notification email as below:

|

Dear Student,

Congratulations on your acceptance, and welcome to Universiti Teknikal Malaysia Melaka (UTeM), the First Technical Public University.

You are now registered as a UTeM Postgraduate student. Your student information as the following:

Name: xxxxxxx

Matric Number: xxxxxxxx

Please login into our Postgraduate Information System Portal (SMPS) to complete your course registration, payment and other related matters via the link of [portal.utm.edu.my/iclm](http://portal.utm.edu.my/iclm) using the following user ID:

User ID: Your matric Number

Default Password: 123@Bcd

Best wishes for continuous success with all your future endeavors here at UTeM.

Dean,

Centre for Graduate Studies

---

5. Log in into SMPS Portal : <https://portal.utem.edu.my/iclm/>

**UTeM**  
UNIVERSITI TEKNIKAL MALAYSIA MELAKA

# PORTAL SINGLE SIGN-ON

## UNIVERSITI TEKNIKAL MALAYSIA MELAKA

HOME

**MEMBERS LOGIN**

USER ID

PASSWORD

Login

Member Registration  
Company Registration  
Forgot Password

Online applications can be accessed via **Single Sign-On (SSO)**  
*Aplikasi online boleh dicapai secara Single Sign-On (SSO)*

SMP SMSM SMKB URIS  
e-VENDORS SMPS OBE

Best Viewed With:  
INTERNET EXPLORER 1024 X 768 RESOLUTION

HELPDESK:  
PPPK HELPDESK 06-270 1102  
HELPDESK (SYSTEM) 06-270 1101 helpdeskinfo@utem.edu.my

:: Procedure for Setting the Student's Email Account [Refer Here](#)  
:: *Tatacara Penetapan Email Pelajar [Rujuk di Sini](#)*

## 6. Select SMPS

The screenshot shows a web browser window with the URL <https://portal.utem.edu.my/iclm/>. The page header features the UTeM logo and the text "PORTAL SINGLE SIGN-ON UNIVERSITI TEKNIKAL MALAYSIA MELAKA Always A Pioneer Always Ahead".

On the left side, there is a user profile section for "TAHA RAAD KHALEEL AL-SHAIKHLI [PELAJAR SISWAZAH]". Below this, there are links for "Portal Member", "System To Use", "System Registration", "Change Password", and "Sign Out".

The main content area is titled "System To Use" and displays several system icons:

- e-Undi e-Vote
- SMPS (Sistem Maklumat Pengajian Siswazah) - This icon is highlighted with a red rectangular box.
- OAS / eMAIL
- SPKU (Sistem Pengurusan Keselamatan Universiti)

At the bottom of the page, there is a security prompt: "Would you like to store your password for utem.edu.my? Why am I seeing this?" with "Yes" and "Not for this site" buttons.



7. Course Registration (Please refer faculty for more details-refer attachment 1)

Welcome To SMPS - Internet Explorer  
https://portal.utem.edu.my/iSMPS/usr\_frame.asp?usrptl=Portal%20Pelajar%20Siswazah&page=

**UTeM**  
اوتيم ميڠي ٲنكٲنكل ٲلٲيا ملاك  
UNIVERSITI TEKNIKAL MALAYSIA MELAKA

Welcome To eCampus  
**TAHA RAAD KHALEEL AL-SHAIKHLI**  
[ PELAJAR SISWAZAH ]  
[ 2-2019/2020 ]

Registration  
credit determination (student)  
credit determination view (student)  
account statement and payment

Personal  
Subjects  
Marks  
Semester Khas  
Results  
Reports

Back To Main Page

Download Manuals  
Last Login:  
02/10/2020 4:17:10 PM

Welcome To

**SMPS**  
SISTEM MAKLUMAT PAJAR SISWAZAH

Attention to User Level : *Pelajar Siswazah* (Postgraduate Student) :  
Menu Baharu SMPS *New Menu in SMPS*

**HOT!**  
Health Declaration Covid-19  
==> Module Personal, Health Declaration Covid-19

Application for Access UTeM  
==> Module Personal, Application for Access UTeM

Application for Confirmation Letter as UTeM's Post Graduate Student.  
==> Module Personal, App for Student Confirmation Letter From PPS & Bulsary

1. These portal is multiple browsers compatibility (**except iMac Platform**)
2. Registration and Payment Process (please refer to this link: [\[Registration & Payment Process \]](#) )
3. Account Statement and Payment, please click **Module Registration** ==> **Sub Module Account Statement and Payment**
4. Payment also can be made at UTeM Website. Online Application; e-Payment Gateway; Postgraduates Fees

User Manual for Health Declaration and CMCO Access : [\[User Manual \]](#) **HOT!**

Portal SMPS telah tersedia untuk pelbagai pelayar (**Kecuali iMac Platform**)  
The SMPS Portal is available for various browsers (**Except iMac Platform**)

8. Fees Payment (Refer Attachment) through SMPS (refer attachment 2) or MIGS <https://migs.utem.edu.my/payment/>

Welcome To SMPS - Internet Explorer  
https://portal.utem.edu.my/ISMPS/usr\_frame.asp?usrptl=Portal%20Pelajar%20Siswazah&page=

**UTeM**  
اوپورسٹی یونیورسٹی ملایا  
UNIVERSITI TEKNOLOGI MALAYSIA

Welcome To eCampus  
**TAHA RAAD KHALEEL AL-SHAKHLI**  
[ PELAJAR SISWAZAH ]  
[ 2-2019/2020 ]

Registration  
credit determination (student)  
credit determination view (student)  
**account statement and payment**  
Subjects  
Marks  
Semester Khas  
Results  
Reports

Back To Main Page

Download Manuals  
Last Login:  
02/10/2020 4:19:05 PM

Welcome To

**SMPS**  
SISTEM MAKLUMAT PASCA SISWAZAH

**HOT!**  
Attention to User Level : *Pelajar Siswazah (Postgraduate Student)* :  
Menu Baharu SMPS Now Menu in SMPS

**HOT!**  
Health Declaration Covid-19  
==> Module Personal, Health Declaration Covid-19

Application for Access UTeM  
==> Module Personal, Application for Access UTeM

Application for Confirmation Letter as UTeM's Post Graduate Student.  
==> Module Personal, App for Student Confirmation Letter From PPS & Bulsary

1. These portal is multiple browsers compatibility (except iMac Platform)
2. Registration and Payment Process (please refer to this link: [Registration & Payment Process])
3. Account Statement and Payment, please click **Module Registration** --> **Sub Module Account Statement and Payment**
4. Payment also can be made at UTeM Website. Online Application; e.Payment Gateway; Postgraduates Fees

**HOT!**  
User Manual for Health Declaration and CMCO Access : [User Manual]

Portal SMPS telah tersedia untuk pelbagai pelayar (Kecuali iMac Platform)  
The SMPS Portal is available for various browsers (Except iMac Platform)



or MIGS <https://migs.utem.edu.my/payment/>

FEE DETAILS		20,005.00	14,935.00	5,070.00
1. Total Outstanding Fees From Previous Semester				
2. Total Fees For Current Semester				
2.1 Registration Fee		RM0.00		
2.2 Service Fee		RM0.00		
2.3 Tuition Fee		RM3,572.40		
3. Total Amount need to be paid (1+2)		RM697.60		RM5,070.00

METHOD OF PAYMENT

1. Credit/Debit Card (MIGS) OR : [migs.utem.edu.my/payment/](https://migs.utem.edu.my/payment/)

2. Bank Islam Bill Presentation (please refer to the link below)

3. JomPAY: you can pay your tuition fees via

- i) Logon to Internet or Mobile Banking
- ii) Enter the JomPAY Biller Code and Ref-1: Matric No. / Ref-2: IC/Passport No.
- iii) Enter the payment details and confirm

**Mastercard Internet Payment Gateway (MIGS)**

**JomPAY** Biller Code  
Ref-1: Matric No.  
Ref-2: IC/Passport No.

**JomPAY** online at Internet, Current, Savings or Credit Card

For more information about JomPAY, please refer to the link below.  
Please upload your Receipt of Payment to the system.

**Undergraduates Fees**

**Postgraduates Fees**

**Undergraduates Fees (Part Time)**

Pay your student fees via Credit Card / Debit Card (Mastercard or Visa) : [Click here](#) or Online Banking (FPX): [Click here](#)

Pay your student fees. Credit Card / Debit Card (Mastercard or Visa) : [Click here](#)

Pay your student fees via Credit Card / Debit Card (Mastercard or Visa) : [Click here](#)